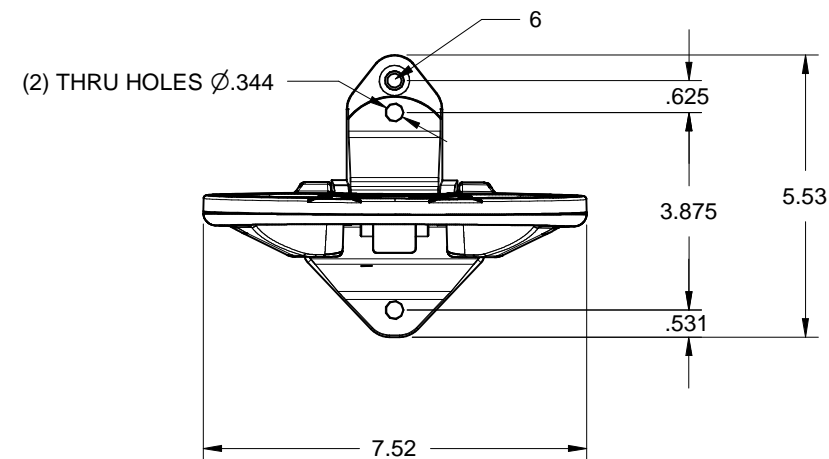
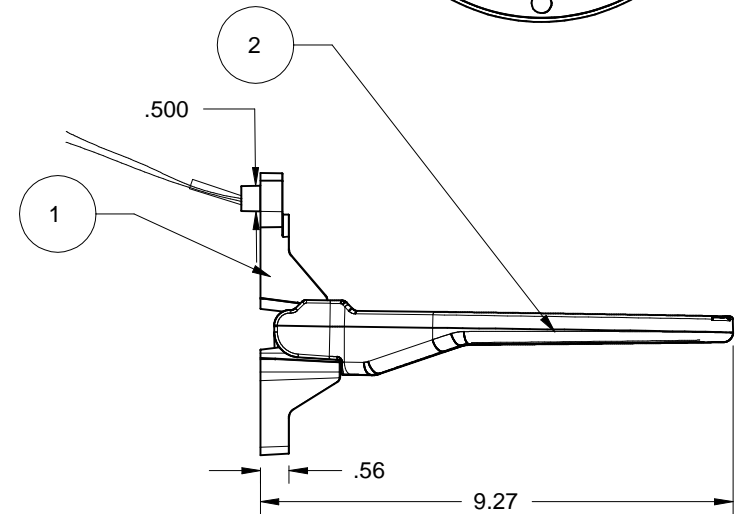
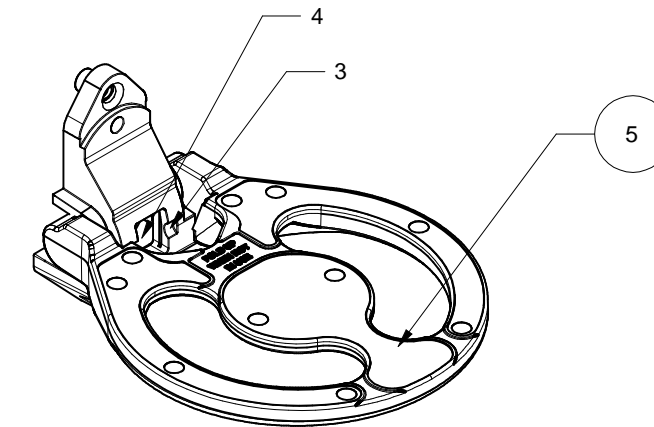
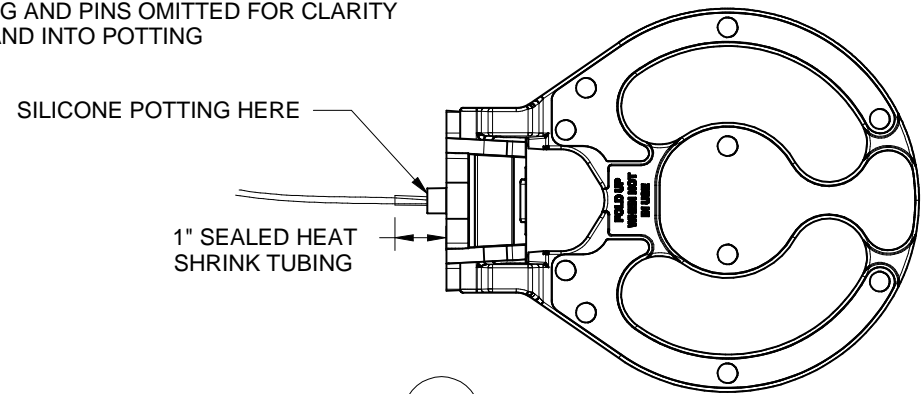


Item Number	Quantity	Part Number	Part Name	Revision	Comment
1	1	24.004.4	STEP SUPPORT FOR LED	A	DACROMET COATING
2	0	24.004.2	STEP TREAD, NO LOGO		DACROMET COATING
3	2	17.007.0	PIN		LOCATION ONLY SHOWN
4	1	20.006.0	EXTENSION SPRING	A	LOCATION ONLY SHOWN
5	1	02.011.1	TREAD MAT'L, BLACK		LOCATION ONLY SHOWN
6	1	43.001.0	LED ASSEMBLY, SUPER WHITE		

REVISIONS				
ZONE	REV	DESCRIPTION	DATE	APPROVED
	B	REVISED NOTES 4,6 AND HEAT SHRINK, ADDED DIMS.	03/19/2010	MS

- NOTES:  
1. PACKAGE FLAT IN CLEAR PLASTIC BAG AND BOX  
2. ASSEMBLY SHOWN IN "OPEN" POSITION  
3. CLEAN SURFACE WITH ISOPROPYL ALCOHOL PRIOR TO APPLYING DECAL  
4. POT BACK SIDE OF LED (WIRES AND RESISTOR) WITH DOW-CORNING RTV#732 MULTI-PURPOSE SILICONE SEALANT OR EQUIV. FOR PROTECTION  
5. ASSEMBLY DETAILS OF TREAD DECAL, SPRING AND PINS OMITTED FOR CLARITY  
6. 1" SEALED HEAT SHRINK TUBING ON WIRES AND INTO POTTING



REMOVE ALL SHARP EDGES ALL DIMENSIONS ARE INCHES STANDARD TOLERANCES: .XX +/- .015 .XXX +/- .005 ANGLES +/- .5°	DRAWN	DATE	<b>TRIDENT EMERGENCY PRODUCTS, LLC</b> <i>"Tomorrow's Ideas Delivered Today"</i>			
	MS	11/06/2009				
	CHECKED		<b>FOLDING STEP ASSEMBLY, GENERIC  WITH LED AND BLACK TREAD</b>			
	QA					
COPYRIGHT © DRAWING NOT TO BE REPRODUCED OR USED TO MAKE OTHER DRAWINGS OR MACHINERY	MFG		SIZE	FSCM NO.	DWG NO.	REV
	APPROVED		<b>B</b>		24.005.3	<b>B</b>
			SCALE	1: 4		SHEET