


TRIDENT

World Class Components



High Performance Rotary Gear Foam Pumps

Stainless Steel Mid-Range Models

30 and 60 GPM (110 and 220 LPM)

Bronze High Capacity Models

160 and 300 GPM (600 and 1100 LPM)

- ▶ Loaded with Patent Pending New Design Features
- ▶ Self Priming, Can Pump any Viscosity Foam or Water
- ▶ Suitable for Electric, Engine, PTO or Hydraulic Drives

www.tridentdirect.com



TIMING is

Why Titan™ Foam Pumps Include Timing Gears...

Stainless Steel Models with 30-GPM (110-LPM) and 60-GPM (220-LPM) Capacity

GP-30 and GP-60 Models


- ▶ Stainless Steel Housing and Bronze Alloy Rotors
- ▶ Grease Fittings - for Bearings and Gears
- ▶ Rotary Gear Pump with Timing Gears
- ▶ Type 304 Stainless Steel Rotor Shafts
- ▶ Victaulic™ Connections
- ▶ Engine, Electric, PTO or Hydraulic Drive



Bronze Models with 160-GPM (600-LPM) and 300-GPM (1100-LPM) Capacity

GP-160 and GP-300 Models

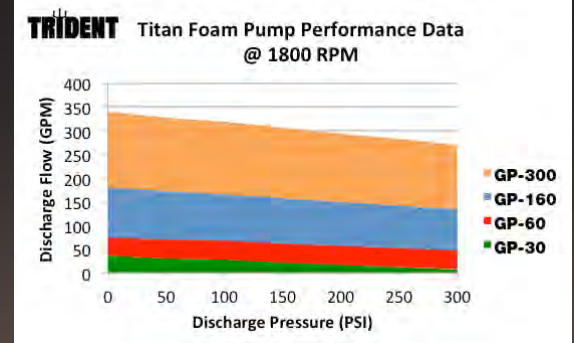
- ▶ Bronze Housing with Bronze Alloy Rotors
- ▶ Stainless Steel Shafts
- ▶ Oversized Bearings - Sealed for Life
- ▶ Splash Oil Lubrication for Timing Gears
- ▶ SAE Hydraulic Motor Mounting Bracket
- ▶ Pump Mounts in any Orientation
- ▶ Victaulic™ Connections
- ▶ Splined Pump Drive Shaft
- ▶ High Tech Mechanical Seals
- ▶ Shaft Sealed 100% from Foam
- ▶ Rubber Seals - No Gaskets
- ▶ Stainless Steel Fasteners
- ▶ Designed for Easy Serviceability







Everything

TRIDENT

- ▶ The Two Timing Gears Synchronize the Two Pumping Rotors
- ▶ The Pumping Rotors NEVER Contact Each Other
- ▶ No Rotor to Rotor Contact Means NO Rotor Wear
- ▶ No Rotor Contact Allows for DRY Running Without Damage
- ▶ No Rotor Contact Allows for Pumping Water or Foam
- ▶ No Rotor Contact Allows for Pumping Water or Foam
- ▶ Water Can Be Used for; Calibration, Testing and Training



Features and Benefits of Trident Titan High Performance Foam Pumps






TRIDENT

World Class Components

Description	Connection	Flow	Material	Part Number
TITAN Foam Pump GP-30 & GP-60, 30/60 GPM (110 & 220 LPM)				
Foam Pump, GP-30H, with Hydraulic Motor Mount, Keyed	1.5" Victaulic	30 GPM	Stainless	31.009.1
Foam Pump, GP-30, for PTO/Electric/Engine Drive, Keyed	1.5" Victaulic	30 GPM	Stainless	31.009.2
Foam Pump, GP-60H, with Hydraulic Motor Mount, Keyed	2" Victaulic	60 GPM	Stainless	31.0010.1
Foam Pump, GP-60, for PTO/Electric/Engine Drive, Keyed	2" Victaulic	60 GPM	Stainless	31.0010.2

GP-30/60 Stainless Steel ▼



GP-160/300 Bronze ▼



Description	Connection	Flow	Material	Part Number
Titan Foam Pump GP-160 & GP-300, 160/300 GPM (110 & 220 LPM)				
Foam Pump, GP-160H, with Hydraulic Motor Mount, Splined	3" Victaulic	160 GPM	Bronze	31.007.0
Foam Pump, GP-160, for PTO/Electric/Engine Drive, Splined	3" Victaulic	160 GPM	Bronze	31.007.2
Foam Pump, GP-300H, with Hydraulic Motor Mount, Splined	4" Victaulic	300 GPM	Bronze	31.006.0
Foam Pump, GP-300, for PTO/Electric/Engine Drive, Splined	4" Victaulic	300 GPM	Bronze	31.006.2

Trident Offers...

More High Quality Foam Proportioning Equipment:

- ▶ Ratio Controllers
- ▶ Balancing Valve
- ▶ Metering Valves
- ▶ Check Valves
- ▶ Ball Valves
- ▶ Flow Switch



Ratio Controller



Balancing Valve



Metering Valve



Check Valve



Ball Valve



Flow Switch

Trident Emergency Products, LLC

2940 Turnpike Drive | Suite #9 | Hatboro, Pennsylvania 19040

215-293-0700 Phone

215-293-0701 Fax

sales@tridentdirect.com Email

www.tridentdirect.com



World Class
Fire Apparatus
Plumbing and
Hardware Products

Titan™ is a trademark of
Trident Emergency Products, LLC